

BeanGateway 2.4GHz Outdoor

Wireless IIOT Sensors Coordinator Outdoor-Version | Ethernet Link

PRODUCT VIDEO



USER GUIDE



MECHANICAL DRAWING



STEP FILE



2year
Warranty

MADE IN GERMANY



001A-08148



MAIN FEATURES



• Waterproof (IP67) & Robust Aluminum Enclosure



• Wireless technology IEEE 802.15.4



• Auto-Reboot : Periodic reboot at a specified time interval



• Ethernet/LAN interface with a server



• Advanced UPS (Uninterruptible power supply) with integrated rechargeable Lithium battery

HOW DOES IT WORK ?

BeanScape

BeanAir
Rethinking Sensing Technology



BeanGateway
2.4GHz Outdoor Version

Wireless IIOT Sensors Cloud
(IEEE 802.15.4)



APPLICATIONS

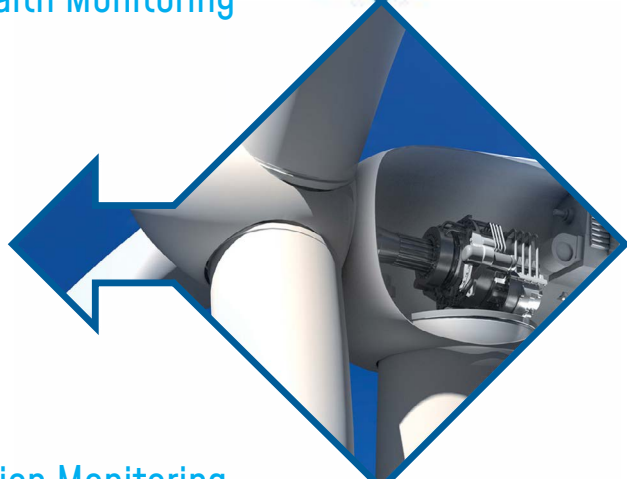
Test and Measurement



Structural Health Monitoring



Condition Monitoring




Ground Vibration Monitoring



Environmental Monitoring

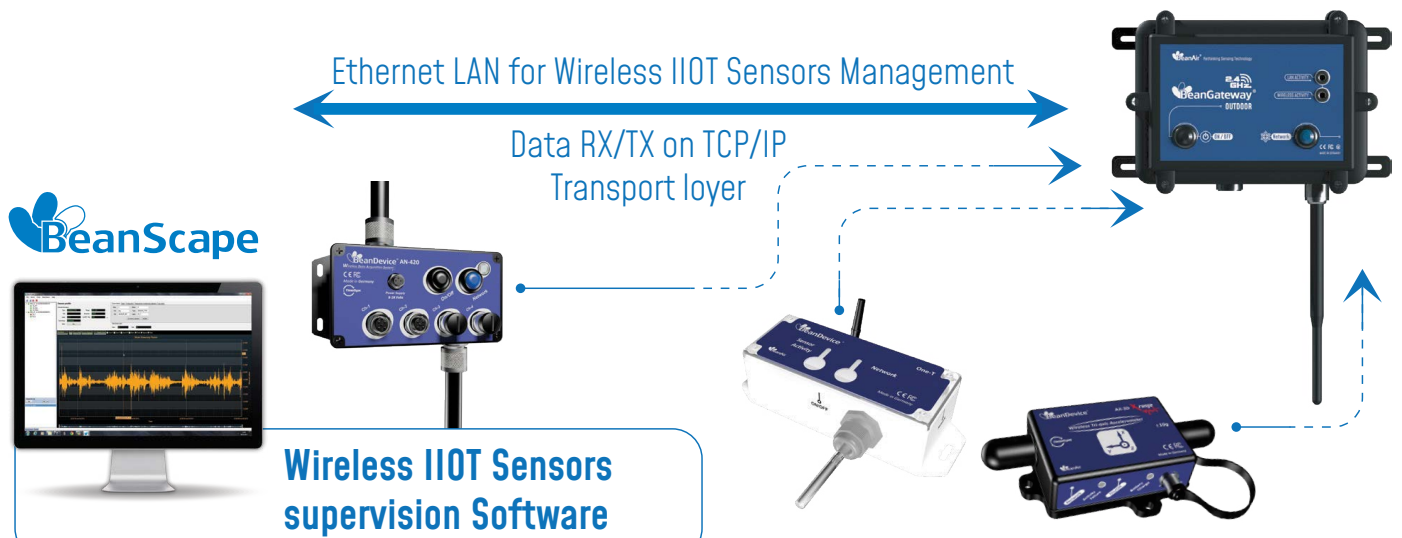


Land Surveying




A MULTI-PROTOCOL WIRELESS IIOT SENSORS COORDINATOR

The **BeanGateway® 2.4GHz Ethernet** is used to build and manage **Beanair®** wireless IIOT sensors. It can manage queues for every network element (**BeanDevice® 2.4GHz**). As a gateway, it controls the external access to the network through a highly secured authentication procedure. It supports the conversion of data exchanged, compression and IP connectivity with the network thereby reducing the intelligence required in these platforms, maintenance and therefore the associated cost. The **BeanGateway® 2.4GHz Ethernet** is also equipped with various communication interfaces with the customers IT infrastructure (RS232, Ethernet - TCP / IP / UDP / DHCP / DNS). With a client application TCP / IP, it can easily connect to a local application server (via the Ethernet).

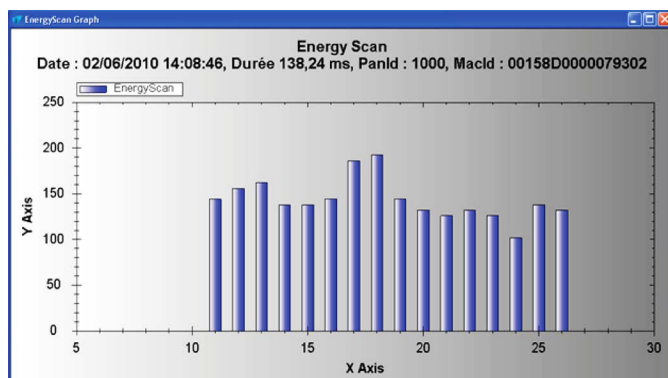


ADVANCED UNINTERRUPTIBLE POWER SUPPLY (UPS)

The **BeanGateway® 2.4GHz Ethernet** operates with an external power supply (DC 8-28V). An integrated rechargeable battery with a capacity of 950mAh is used as an UPS battery (uninterruptible power supply). The internal battery provides instantaneous protection from external power supply interruptions, the wireless IIOT sensors activity & Ethernet LAN activity are maintained during this time (3h00 to 3h30 approximately).



EMBEDDED WIRELESS IIOT SENSORS DIAGNOSTIC TOOL



The **BeanGateway® 2.4GHz Ethernet** provides a wireless IIOT sensors diagnostic tool useful for resolving some common networking troubleshooting :

- Energy Scan for choosing the more appropriate RF Channel
- **BeanDevice® 2.4GHz** PER (Packet Error Rate) calculation
- LQI (Link Quality Indicator) between the **BeanGateway® 2.4GHz** and the **BeanDevice® 2.4GHz**

The Energy Scan allows the user to know the network quality on each Radio channel. This operation allows the user to choose the appropriate RF channel on a site where the wireless IIOT sensors is deployed.

TECHNICAL SPECIFICATIONS

PRODUCT REFERENCE

BGTW-2.4GHZ-ETH-OUT

WIRELESS SENSOR NETWORK COORDINATOR

| | |
|--|--|
| Wireless Technology | Ultra-Power and license-free 2.4Ghz radio technology (IEEE 802.15.4E) |
| WSN Topology | Peer-to-peer/ Star |
| Raw data rate | 250 Kbits/s |
| RF Characteristics | ISM 2.4GHz – 16 Channels |
| RF Transmit power | +18 dBm |
| Receiver sensitivity | -104 dBm |
| Maximum Radio Range (In Transmission Mode) | 1 km (Line of Sight) , 70-150m (Non Line of Sight) |
| WSN Diagnostic tool | <ul style="list-style-type: none"> • Energy Scan for choosing a suitable RF Channel • BeanDevice® PER (Packet Error Rate) calculation • LQI (Link Quality Indicator) between the BeanGateway® and the BeanDevice® • RF channels Blacklist |

TECHNICAL SPECIFICATIONS

ETHERNET/LAN NETWORK

| | |
|----------------------------|--|
| Network/Transport Protocol | Client TCP/IP, UDP, DNS, DHCP |
| Data Link Protocol | Ethernet / Fast-Ethernet with auto-uplink (MDI/MDI-X auto) - IEEE 802.3x |
| IP Addressing | Dynamic (DHCP) or static |
| IP configuration | LAN parameters (DNS, DHCP, Keep Alive...) are configurable from the BeanScape® (UDP/Ethernet Interface). |

POWER SUPPLY

| | |
|--|---|
| Power Consumption | 250 mA to 300 mA during wireless RX/TX and Ethernet activated |
| External power supply | 8-28 VDC , integrated Lithium-Ion battery charger with high-precision battery monitoring |
| Integrated Lithium-Ion Battery with UPS function | Lithium-Ion rechargeable battery 950 mAh (reference BAT0.95DMG) In case of external power supply failure, the BeanGateway® can switch on the internal battery |

PHYSICAL & ENVIRONMENTAL

| | |
|--------------------------------|---|
| Dimensions (L x l x h) | 202 mm x142 mm x 55 mm |
| Enclosure/Finish | <ul style="list-style-type: none"> Aluminum alloy ADC12 black finish Wall mounting holes (outside the sealing area) |
| IP Ratings | IP67 |
| Weight | 1220g |
| Connectors | <ul style="list-style-type: none"> Power supply connector: M8-3P female socket, Ratings IP67, Contact brass with gold plated Ethernet connector : RJ45 Female, Ratings IP67, Contact copper alloy with gold plated Antenna connector: N-Type female, Ratings IP67 ON/OFF push button : Latching push-button, Ratings IP67 Network context push button: momentary push-button, Ratings IP67 |
| Operating temperature | -40 °C to +60 °C |
| Norms and Radio Certifications | <ul style="list-style-type: none"> CE Labelling Directive R&TTE (Radio) ETSI EN 300 328 FCC (North America) ARIB STD-T66 Ver 3.6 ROHS - Directive 2002/95/EC |

TECHNICAL SPECIFICATIONS

INCLUDED ACCESSORIES

| | |
|----------------------------|--|
| Waterproof 2.4 GHz Antenna | High gain antenna 5.5 dBi · V.S.W.R : 1.5 :1 · Connector : N-Type (Waterproof) |
| Ethernet Cable | · RJ45 Male waterproof connector (casing side only) · Cable length: 3 meter |
| Wall plug-in power supply | Wall plug-in, Switchmode power Supply 12V @ 1,25A Ref: M8-PWR-12V |
| Connectors cap | M8-3P cap |
| Wall mounting | Wall mounting kit, 4 pcs |

OPTIONAL ACCESSORIES

| | |
|--|--|
| M8 extension cable for external power supply | Molded cable with M8-3pins male plug Material: PVC with shield protection IP Rating : IP67 Nema 6 Cable length: 2 meters , Ref: CBL-M8-2M Cable length : 5 meters, Ref: CBL-M8-5M Cable length: 10 meters, Ref: CBL-M8-10M |
| Antenna cable | N-Type cable (Male/Male), Cable type: RF-5/H155 Cable length: 1 meter, Ref: CBL-ANT-1M Cable length: 2 meters, Ref: CBL-ANT-2M Cable length: 3 meters, Ref: CBL-ANT-3M Cable length: 5 meters, Ref: CBL-ANT-5M Cable length: 10 meters, Ref: CBL-ANT-10M |
| High Gain antenna option | High Gain Omnidirectional antenna Frequency range 2400-2500MHz VSWR < 1.4, Impedance 50 Ohm, Polarization Vertical Vertical plane 24°(7dBi Gain version) 16°(9dBi Gain version) 6°(12dBi Gain version), Horizontal plane 360° Connector N female, Wind load (170km/h) 7.3N Included: N-Type cable (Male/Male), length: 1 meter Gain: 7dBi, Dimensions 360mm x 23mm, Weight 0.44 kg Ref: HG-OMNI-OUT-7DBI Gain: 9dBi , Dimensions 540x23 mm, Weight 0.61 kg Ref: HG-OMNI-OUT-9DBI Gain: 12dBi , Dimensions: 1125mm x 19 mm, Weight 1.06 kg Ref: HG-OMNI-OUT-12DBI |

OVERVIEW BEANGATEWAY® 2.4GHZ OUTDOOR



BeanGateway®
2.4GHz ETHERNET VERSION|OUTDOOR

CONTACT US

Headquarter:

Buchholzer Straße 65, 13156
Berlin, Germany

Email:

info@beanair.com

Phone number:

+493066405051



www.industrial-wsn.com



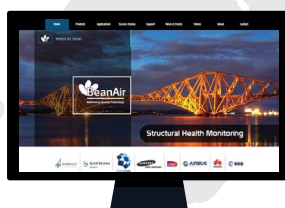
WWW.BEANAIR.COM



www.youtube.com/user/BeanairSensors



www.facebook.com/BeanAir



www.twitter.com/beanair



Above given technical data are only for information purpose.

BeanAir® Sensors has right to change product specifications without notice.